FIRE FLOW RATES	
FIRE HYDRANTS	2 X 10 = 20L/S
FIRE HOSE REELS	1 X 0.33 = 0.66L/S
TOTAL FLOW RATE	20.33L/S

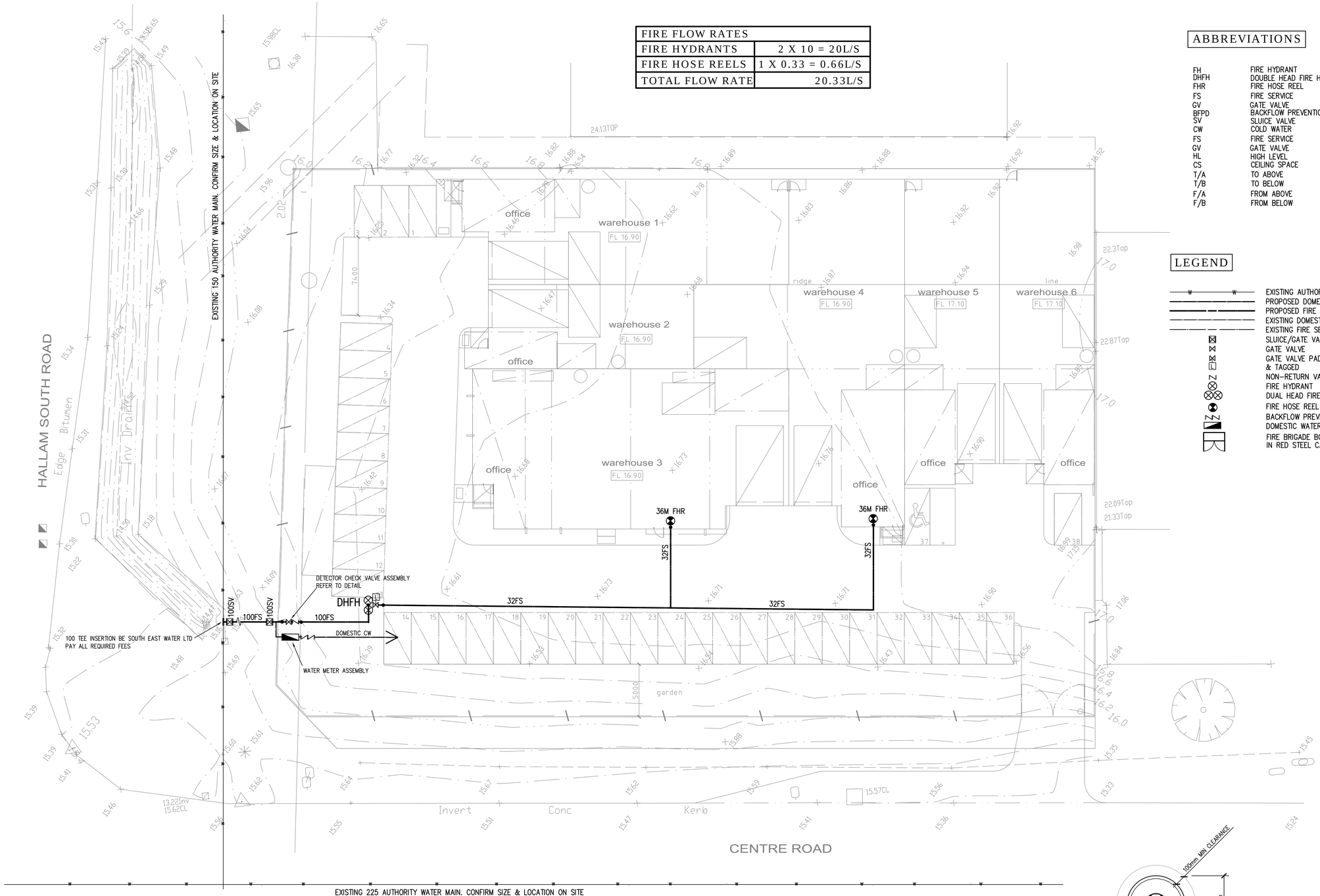

ABBREVIATIONS

FH	FIRE HYDRANT
DHFH	DOUBLE HEAD FIRE HYDRANT
FHR	FIRE HOSE REEL
FS	FIRE SERVICE
GV	GATE VALVE
BFPD	BACKFLOW PREVENTION DEVICE
SV	SLUICE VALVE
CW	COLD WATER
FS	FIRE SERVICE
GV	GATE VALVE
HL	HIGH LEVEL
CS	CEILING SPACE
T/A	TO ABOVE
T/B	TO BELOW
F/A	FROM ABOVE
F/B	FROM BELOW

LEGEND

- EXISTING AUTHORITY WATER MAIN
- PROPOSED DOMESTIC WATER SERVICE
- PROPOSED FIRE SERVICE
- EXISTING DOMESTIC WATER SERVICE
- EXISTING FIRE SERVICE
- SLUICE/GATE VALVE IN VALVE BOX
- GATE VALVE
- GATE VALVE PADLOCKED CHAINED & TAGGED
- NON-RETURN VALVE
- FIRE HYDRANT
- DUAL HEAD FIRE HYDRANT
- FIRE HOSE REEL 36M UNO.
- BACKFLOW PREVENTION DEVICE
- DOMESTIC WATER METER ASSEMBLY
- FIRE BRIGADE BOOSTER ASSEMBLY IN RED STEEL CABINET

NOTES

1. THE CONTRACTOR IS TO INSTALL THE FIRE SERVICES TO COMPLY WITH THE BCA, RELEVANT AS CODES AND THE REQUIREMENTS OF THE LOCAL WATER & FIRE BRIGADE AUTHORITIES.
2. THE CONTRACTOR IS TO READ THESE DRAWINGS IN CONJUNCTION WITH THE ARCHITECT'S, STRUCTURAL & CIVIL ENGINEER'S & OTHER ASSOCIATED CONSULTANT'S DRAWINGS & SPECIFICATION.
3. DO NOT SCALE DRAWINGS. REFER TO ARCHITECT'S DIMENSIONED PLANS FOR SET OUT & DETERMINATION OF QUANTITIES.
4. THE CONTRACTOR IS TO CONFIRM THE LOCATION OF ALL FIRE HYDRANTS, HOSE REELS, BOOSTERS ETC. FROM THE BUILDING PERMIT APPROVED PLANS.
5. ENSURE THAT ALL FH, FHRS & BOOSTER ASSEMBLIES ARE LOCATED AT LEAST MINIMUM DISTANCES FROM BUILDINGS, OPENINGS, HIGH VOLTAGE, GAS METERS ETC.
6. CONFIRM THE LOCATION OF ALL AUTHORITY WATER MAINS & OTHER EXISTING AUTHORITY UTILITIES PRIOR TO START WORK.
7. THE CONTRACTOR IS TO CONFIRM THE WATER AUTHORITY TAPPING REQUIREMENTS INCLUDING CONFIGURATION, METERING, MONITORING ETC. AT TENDER & MAKE APPROPRIATE COST ALLOWANCES.
8. UNDERTAKE ALL REQUIRED APPLICATIONS WITH THE APPROPRIATE AUTHORITIES, PAY ALL FEES & PROCURE ALL NECESSARY APPROVALS PRIOR TO START WORK.
9. ALL PIPE SIZES AS INDICATED ARE NOMINAL INTERNAL DIAMETER.
10. VALVES FOR SERVICING FIRE HOSE REELS TO BE PADLOCKED & CHAINED IN THE OPEN POSITION. THE VALVES TO BE TAGGED WITH APPROPRIATE NOTICES COMPLY WITH THE BCA SECTION E.1..
11. THE FIRE SERVICES ARE TO BE OF THE FOLLOWING PIPING SYSTEMS:–
    HYDRANT SERVICES
    BELOW GROUND – BLUE BRUTE CLASS 16 WITH COMPATIBLE CAST IRON FITTINGS. JOINTS TO BE RUBBER RING. INSTALL THRUST BLOCKS AT BENDS, TEES, VALVES & STOP ENDS TO SUIT GROUND CONDITIONS.
    PE CLASS 16 WITH BUTT WELDED OR ELECTRO–FUSTION JOINTS.
    ABOVE GROUND – GALVANIZED ROLLED GROOVE PIPE & FITTINGS WITH WITH VICTAULIC JOINTS.
    HOSEREEL SERVICES
    BELOW GROUND – PE CLASS 16 WITH COMPATIBLE BRASS COMPRESSION FITTINGS.
    ABOVE GROUND – TYPE B COPPER TUBE & ALLOY FITTINGS.
    ROAD RESERVE – TO AUTHORITY REQUIREMENTS
12. PROVIDE A MINIMUM OF 450mm COVER OVER PIPE COLLARS & 750mm MINIMUM COVER UNDER TRAFFICABLE AREAS.
13. PROVIDE 100mm SAND BEDDING UNDER PIPE COLLARS & 100mm SAND COVER OVER PIPE COLLARS PRIOR TO BACKFILLING.
14. PROVIDE COMPACTED CRUSHED ROCK BACKFILL UNDER PAVED CARPARKS & CONCRETE FLOOR SLABS TO THE SATISFACTION OF THE CIVIL/STRUCTURAL ENGINEER.
15. LOCATE BOOSTER ASSEMBLIES, FEED & ATTACK HYDRANTS WITHIN 8, 20 & 50 METRES OF HARDSTAND RESPECTIVELY.
16. THIS DESIGN IS SUBJECT TO THE APPROVAL OF THE BUILDING SURVEYOR & THE CHIEF FIRE OFFICER.
17. THE CONTRACTOR IS TO ENGAGE THE SERVICES OF AN INDEPENDENT, ACCREDITED FIRE SERVICES CERTIFIER TO PERUSE THE DOCUMENTS PRIOR TO INSTALLATION & CERTIFY THE INSTALLATION ON COMPLETION. PAY ALL FEES AS REQUIRED.
18. THE CONTRACTOR/CERTIFIER TO UNDERTAKE STATIC PRESSURE & FLOW TESTS.
19. THE CONTRACTOR IS TO PROVIDE THE CLIENT WITH 3 COPIES OF AS BUILT DRAWINGS, CERTIFIER'S REPORT, TEST RESULTS & CERTIFICATE OF COMPLIANCE AT PRACTICAL COMPLETION.
20. CAP SEAL ABOLISH REDUNDANT SERVICES. PAY ASSOCIATED FEES.

ISSUE	AMENDMENT	DATE
1	ISSUE TO CLIENT	15.03.2016

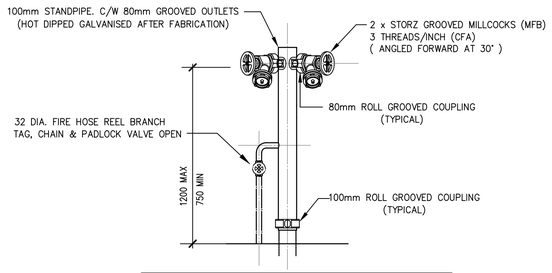

DOUBLE HEAD FIRE HYDRANT

SCALE 1:20

NOTE: LOCATE A MINIMUM OF 10.0 METRES FROM ANY BUILDING

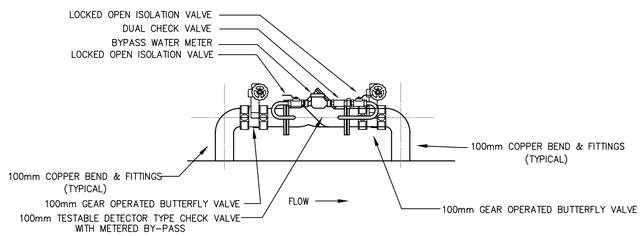

TESTABLE DETECTOR CHECK VALVE ASSEMBLY

SCALE nts

SECURE ALL VALVES IN THE OPEN POSITION WITH 003 PADLOCK AND CHAIN
ALL VALVES IN THE OPEN POSITION. PROVIDE SIGNAGE TO BCA REQUIREMENTS.

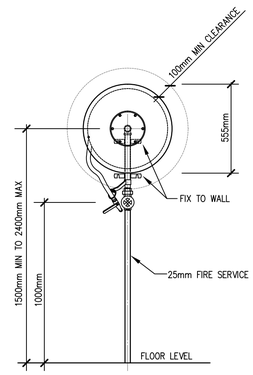

FIRE HOSE REEL

LOCATE NOT MORE THAN 4.00 METRES FROM AN EXIT.

ARCHITECT
CREATIVE LIVING INNOVATIONS
81 - 83 CAVANAGH STREET
CHELTENHAM VIC 3192
TEL 9585 6953 FAX 9583 3719
MOBILE: 0414 394 798
EMAIL:
brunostrati@optusnet.com.au

PROJECT

PROPOSED FACTORY & OFFICE DEVELOPMENT
100-102 HALLAM SOUTH ROAD
HALLAM

DRAWING

FIRE HYDRANTS AND HOSE REELS

KLUE CONSULTING Pty Ltd
Hydraulic & Fire Protection Engineers
PO Box 7414, DANDENONG. VIC. 3175
email: admin@klueconsulting.com.au
phone: 0417 592 529

FIRE SERVICES

NORTH	DESIGNED PJK	DRAWN	DATE MARCH 16
	CHECKED PJK	SCALE 1:200 @ A1	
	DRAWING NO. 1723FS1		ISSUE 1